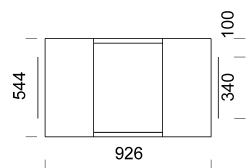
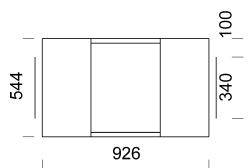
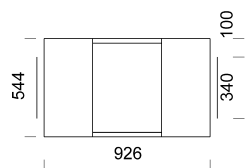


# BLANKA TUNNEL CERAMIC



BLANKA TUNNEL CERAMIC  
Blanco

BLANKA TUNNEL CERAMIC  
Negro

BLANKA TUNNEL CERAMIC  
Nieve

## PRODUCT INFORMATION:

Thermal energy:	73,7 kWh
Energy efficiency:	85 %
CO%:	0,09 %
Heat storage capacity:	
	100 % after 7,6 hours
	50 % after 25,0 hours
	25 % after 41,9 hours

## PRODUCT NUMBERS:

Product	Product number	Weight kg	Height mm
BLANKA TUNNEL CERAMIC	3TTC	1810	1831

## NEEDED FOR ASSEMBLY:

\* Mortar 1 x 25 kg (not included in NunnaUuni delivery)

## PRODUCT INFORMATION

	BAKING OVEN / BAKING SPACE		FIREWOOD			FLUE CALCULATION VALUES <sup>(1)</sup>				MAX. FLUE TEMPERATURE IN SECURITY TEST
	Width [mm]	Depth [mm]	Length fireplace / cooker [cm]	Max amount of wood [kg]	Length baking oven [cm]	Flue gas temperature [°C]	Min. flue draught [Pa]	Mass flow [g/s]	Flue connection Ø (min.)	Temperature °C
Blanka Tunnel Ceramic	-	-	33	20	-	214	-12	19	160	321

## FLUE CONNECTION TABLE

	RECOMMENDED FLUE [mm]				FLUE CONNECTION MEASUREMENTS [mm]			INCOMING AIR			
	approx. 150x150	approx. 150x200	approx. 150x300	round Ø	[A]	[B]	[C]	Incoming air pipe location L [mm]	Replacement air unit	HRT	Burning air approx. m³/h
Blanka Tunnel Ceramic	-	x	x	160-210	150-180	250	350	370	-	920006	35 - 50

## SAFETY DISTANCES TO COMBUSTIBLE MATERIALS

	According to EN 15250			
	Behind	On the sides	Top	Front
Blanka Tunnel Ceramic	1000	200	200	1000

<sup>1)</sup> The flue calculation values apply for countries that require flue calculation in accordance with the DIN 18160 and DIN EN 13384 standards. It is recommendable to contact chimney sweeper beforehand.

### NOTES!

The recommended minimum flue height is 5 m. In countries where the flue calculation is required, should the calculation be done according to the instructions and regulations of the flue calculation.

A damper designed for adjusting the draft is always recommended for a flue connection or flue. In the picture you can see the Finnish version.

**Country- and region-specific regulations must be adhered to when installing the fireplace**

